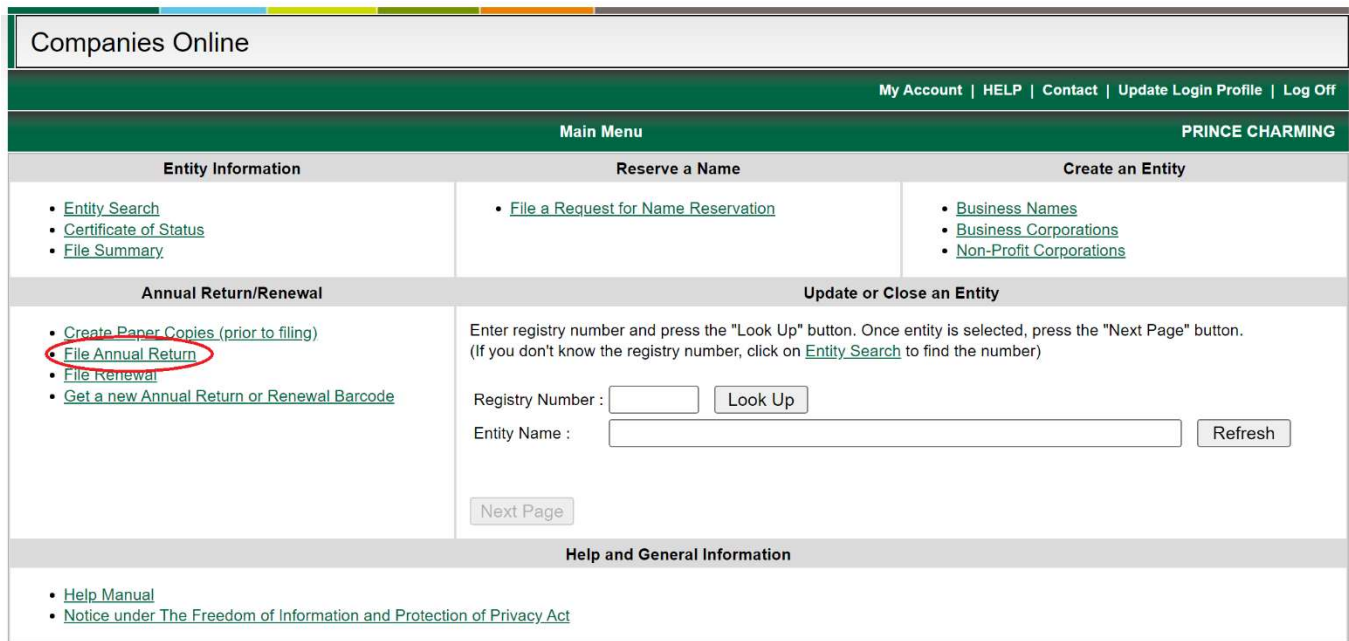


Supported Browsers: Chrome, Edge, and Firefox.
Unsupported Browsers: Safari on a Mac computer or iPhone.

[Login](#) to the Companies Online system using your existing account or create an account.

Main Menu

- Select File Annual Return



Companies Online

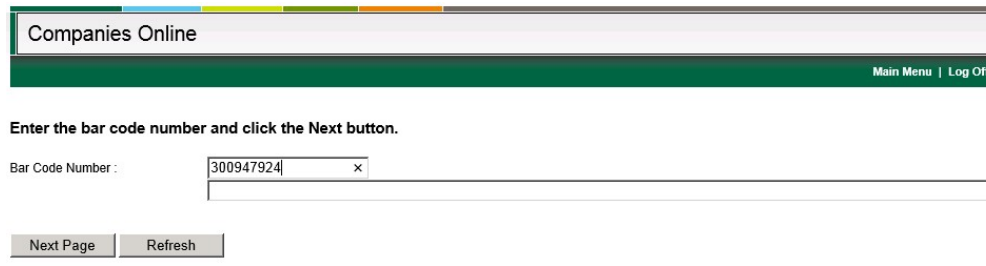
My Account | HELP | Contact | Update Login Profile | Log Off

Main Menu PRINCE CHARMING

Entity Information	Reserve a Name	Create an Entity
<ul style="list-style-type: none"> • Entity Search • Certificate of Status • File Summary 	<ul style="list-style-type: none"> • File a Request for Name Reservation 	<ul style="list-style-type: none"> • Business Names • Business Corporations • Non-Profit Corporations
Annual Return/Renewal	Update or Close an Entity	
<ul style="list-style-type: none"> • Create Paper Copies (prior to filing) • File Annual Return • File Renewal • Get a new Annual Return or Renewal Barcode 	<p>Enter registry number and press the "Look Up" button. Once entity is selected, press the "Next Page" button. (If you don't know the registry number, click on Entity Search to find the number)</p> <p>Registry Number : <input type="text"/> <input type="button" value="Look Up"/></p> <p>Entity Name : <input type="text"/> <input type="button" value="Refresh"/></p> <p style="text-align: center;"><input type="button" value="Next Page"/></p>	
Help and General Information		
<ul style="list-style-type: none"> • Help Manual • Notice under The Freedom of Information and Protection of Privacy Act 		

Barcode Number

- Enter the Barcode Number located in the top left corner of the Annual Return or in the email notification that you received
- Click on Next Page



Companies Online

Main Menu | Log Off

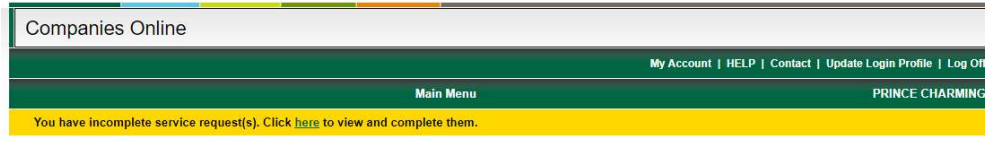
Enter the bar code number and click the Next button.

Bar Code Number :

Open Service Request

Click on Continue

Note: You have 5 days to complete the Service Request once it has been started. Any information entered is saved and the Service Request can be re-opened and completed later. If you have incomplete Service Requests a yellow bar will display on the main menu:



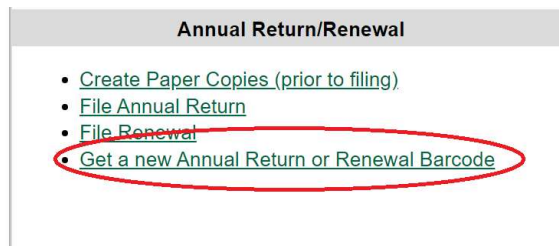
Click on the link in the yellow bar to display your Service Request(s):

The screenshot shows the main menu with a link to view incomplete service requests. Below the link is a table listing the requests.

Service Request Number	Event	Registry Number / Entity Name	Status	Date
111645929	BUSINESS NAME - REGISTRATION	10114906	In Progress	21-Jun-2024
111645930	BUSINESS NAME - REGISTRATION	10114907 / 10114907 MANITOBA	In Progress	21-Jun-2024

Click on the link for the Service Request that you want to complete.

After 5 days the Services Request is automatically cancelled. You will need to generate a new Annual Return barcode for the entity from the Main Menu:



General Information

- Review the information. Contact the Companies Office if any information is incorrect.
- Click on Next Page

Companies Online

Main Menu | Log Off

10011491 MANITOBA LTD.
Service Request No : 300947924

General Information

Page 1 of 9 [Next Page](#)

* Required field

Entity Name :

Incorporation Date :

Annual Return/Renewal Date :

Home Country :

Home Province/State :

Business Number :

Last Filing year :

Page 1 of 9 [Next Page](#)

Mailing Information

- Update the address, if necessary.
- Email Address - If you want to receive an e-mail notification when the next Annual Return is due select the checkbox and enter your email address.
- Click on Next Page

Companies Online

Main Menu | Log Off

10011491 MANITOBA LTD.
Service Request No : 300947924

Mailing Information

[Previous Page](#) Page 2 of 9 [Next Page](#)

* Required field [Help](#)

Mailing Address Name :

Attention :

Address : *

City : *

Country : *

Province/State : *

Postal Code : *

I wish to receive e-mail notification when the annual return or renewal notice is due to be filed.

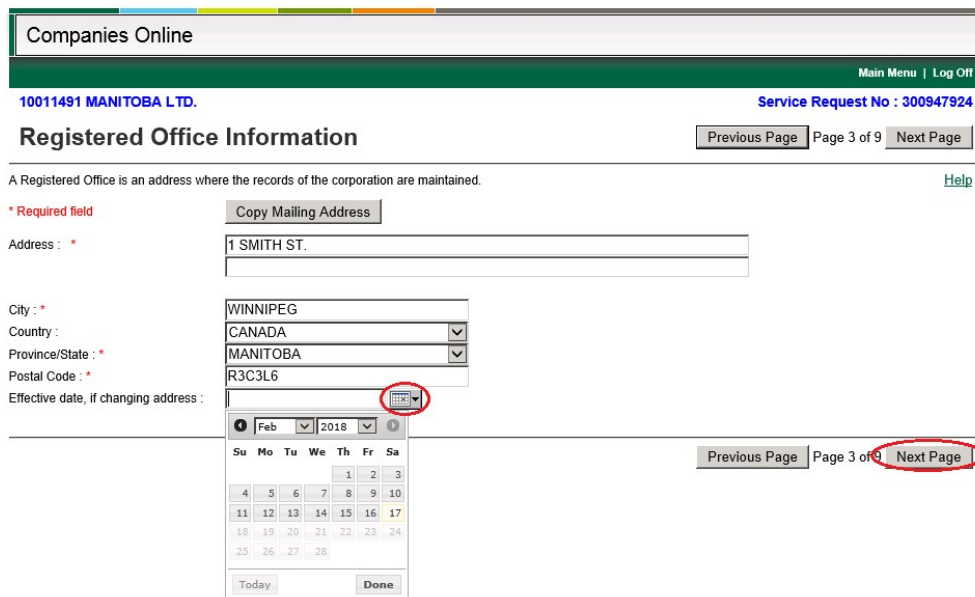
Email Address :

Page 2 of 9 [Next Page](#)

Registered Office Information

The registered office is where the books and records of the corporation are kept (i.e. articles, by-laws, minutes of meetings, resolutions, etc.). A full Manitoba civic address with a postal code is required.

- If changing the registered office, update the address and select the Effective Date for the new address (the date must be in the past)
- Updating any information will require that you select the Effective Date for the change (i.e. changing St. to Street)
- Click on Next Page



Companies Online

Main Menu | Log Off

10011491 MANITOBA LTD. Service Request No : 300947924

Registered Office Information

[Previous Page](#) | Page 3 of 9 | [Next Page](#)

A Registered Office is an address where the records of the corporation are maintained. [Help](#)

* Required field

Copy Mailing Address

Address : * 1 SMITH ST.

City : * WINNIPEG

Country : * CANADA

Province/State : * MANITOBA

Postal Code : * R3C3L6

Effective date, if changing address : [Calendar]

[Previous Page](#) | Page 3 of 9 | [Next Page](#)

Director Information

- Full names and residence addresses must be noted.
- Corporations must have at least one director. Otherwise, a paper form must be filed.
- If appointing or ceasing a Director, an effective date for the change is required.

To update Director information

- Click on the Director in the list
- Change the information that needs to be updated:
- Click on the Update button

Service Request No : 121428503
Page 1 of 3 [Next Page](#)

Director Information

Instructions: [Help](#)

Add

- Directors must be added individually.
- Enter "Became date" and required fields.
- Select "Add"

Update

- Highlight Director
- Edit details
- Select "Update"

Cease

- Highlight Director
- Enter "Ceased date"
- Select "Cease"

Director effective dates	Name	Address
	BARROW, HARROLD	56 ORIELWATER BRIDGE WAY WINNIPEG, MB CANADA R3Y 1Z8
17-NOV-2025 -	MORGAN, ROBERT	500 ARIEL CLOSE AHDEGES WINNIPEG, MB CANADA R3Y 1Z8
17-NOV-2025 -	BARROW, HARROLD	30 SHAHI STREET WINNIPEG, MB CANADA R3Y 1Z8
	OPRAH, TITHER	87 SHAHI STREET WINNIPEG, MB CANADA R3Y 1Z7
11-NOV-2025 -	WILLIAMS, HEATHER	80 TRAAAL SQUARE ROAD WINNIPEG, MB CANADA R3C 3L6

Director became date : 17-Nov-2025

Director ceased date :

* Required field

First Name : *

Middle Name :

Last Name : *

Address : *

City : *

Country : *

Province/State : *

Postal Code :

To add a new Director

- Director Became Date – click on the drop-down and select the date of appointment
- Enter the full name and address of the Director
- Click on add button
- Repeat for each new Director

Service Request No : 121428503
Page 1 of 3 [Next Page](#)

Director Information

Instructions: [Help](#)

Add

- Directors must be added individually.
- Enter "Became date" and required fields.
- Select "Add"

Update

- Highlight Director
- Edit details
- Select "Update"

Cease

- Highlight Director
- Enter "Ceased date"
- Select "Cease"

Director effective dates	Name	Address
	BARROW, HARROLD	56 ORIELWATER BRIDGE WAY WINNIPEG, MB CANADA R3Y 1Z8
17-NOV-2025 -	MORGAN, ROBERT	500 ARIEL CLOSE AHDEGES WINNIPEG, MB CANADA R3Y 1Z8
17-NOV-2025 -	BARROW, HARROLD	30 SHAHI STREET WINNIPEG, MB CANADA R3Y 1Z8
	OPRAH, TITHER	87 SHAHI STREET WINNIPEG, MB CANADA R3Y 1Z7
11-NOV-2025 -	WILLIAMS, HEATHER	80 TRAAAL SQUARE ROAD WINNIPEG, MB CANADA R3C 3L6

Director became date :

Director ceased date :

* Required field

First Name : *

Middle Name :

Last Name : *

Address : *

City : *

Country : *

Province/State : *

Postal Code :

To cease a Director

- Click on the Director in the list that need to be ceased.
- Director Ceased Date - click on the drop-down and select the date of resignation.
- Click on Cease button.
- The individual will still display in the list, but the list will show the date that they ceased to be a Director

Service Request No : 121428503
Page 1 of 3 [Next Page](#)

Director Information

Instructions: [Help](#)

Add	Update	Cease
<ul style="list-style-type: none"> • Directors must be added individually. • Enter "Became date" and required fields. • Select "Add" 	<ul style="list-style-type: none"> • Highlight Director • Edit details • Select "Update" 	<ul style="list-style-type: none"> • Highlight Director • Enter "Ceased date" • Select "Cease"

Director effective dates	Name	Address
	BARROW, HARROLD	56 ORIELWATER BRIDGE WAY WINNIPEG, MB CANADA R3Y 1Z8
17-NOV-2025 -	MORGAN, ROBERT	500 ARIEL CLOSE AHDEGES WINNIPEG, MB CANADA R3Y 1Z8
17-NOV-2025 -	BARROW, HARROLD	30 SHAHI STREET WINNIPEG, MB CANADA R3Y 1Z8
	OPRAH, TITHER	87 SHAHI STREET WINNIPEG, MB CANADA R3Y 1Z7
11-NOV-2025 -	WILLIAMS, HEATHER	80 TRAAI SQUARE ROAD WINNIPEG, MB CANADA R3C 3L6

Director became date : 17-Nov-2025 [Clear Date](#)

Director ceased date : 24-Nov-2025 [Cease](#)

* Required field

First Name : * HARROLD

Middle Name : *

Last Name : * BARROW

Address : * 30 SHAHI STREET

City : * WINNIPEG

Country : * CANADA

Province/State : * MANITOBA

Postal Code : R3Y 1Z8

[Add](#) [Update](#) [Delete](#) [Clear Details](#)

Officer Information

- Full names and residence addresses must be noted.
- You can either enter an officer manually or appoint a director to be an officer

To update Officer information

- Click on the Officer in the list
- Change the information that needs to be updated
- Click on the Update button

Service Request No : 121428503

Previous Page Page 2 of 3 Next Page

Officer Information

Instructions:

Add / Appoint Director as an Officer

- Officers must be added individually
- Enter required fields
- Or
- Click [Appoint Director] to be an Officer
- Select Director & Position Held
- Select "Add"

Update

- Highlight Officer
- Edit details
- Select "Update"

Delete

- Highlight Officer
- Select "Delete"

[Help](#)

Position held	Name	Address
VICE-PRESIDENT	BARROW, HARROLD	30 SHAHI STREET WINNIPEG, MB CANADA R3Y 1Z8
SECRETARY/TREASURER	MORGAN, ROBERT	500 ARIEL CLOSE AHDEGES WINNIPEG, MB CANADA R3Y 1Z8
CHAIRMAN	OPRAH, TITHER	87 SHAHI STREET WINNIPEG, MB CANADA R3Y 1Z7
CONTROLLER	WILLIAMS, HEATHER	80 TRAAAL SQUARE ROAD WINNIPEG, MB CANADA R3C 3L6
VICE-PRESIDENT	ANTHONY, TANI	405 BROADWAY AVENUE WINNIPE, MB CANADA R3C 3L6
OFFICER	NATHANIEL, HEATHER	99 ADMIRALTY HWY WINNIPEG, MB CANADA R3C 3L6

Appoint Director to be an Officer

* Required field

Position held : OFFICER

First Name : HEATHER

Middle Name :

Last Name : NATHANIEL

Address : 555 PEMBINA HWY

City : WINNIPEG

Country : CANADA

Province/State : MANITOBA

Postal Code : R3Y 3L4

Add Update Delete Clear Details

To add a new Officer manually

- Select the Position held (if available in the drop-down)
 - If not available, simply enter the information (i.e. Chief Executive Officer)
 - If an individual holds multiple positions, simply enter the information (i.e. President/Secretary/Treasurer)
- Enter the full name and address of the Officer
- Click on the add button
- Repeat for each new Officer

Service Request No : 121428503

Previous Page Page 2 of 3 Next Page

Officer Information

Instructions:

Add / Appoint Director as an Officer

- Officers must be added individually
- Enter required fields
- Or
- Click [Appoint Director] to be an Officer
- Select Director & Position Held
- Select "Add"

Update

- Highlight Officer
- Edit details
- Select "Update"

Delete

- Highlight Officer
- Select "Delete"

[Help](#)

Position held	Name	Address
VICE-PRESIDENT	BARROW, HARROLD	30 SHAHI STREET WINNIPEG, MB CANADA R3Y 1Z8
CHAIRMAN	OPRAH, TITHER	87 SHAHI STREET WINNIPEG, MB CANADA R3Y 1Z7
CONTROLLER	WILLIAMS, HEATHER	80 TRAAAL SQUARE ROAD WINNIPEG, MB CANADA R3C 3L6
VICE-PRESIDENT	ANTHONY, TANI	405 BROADWAY AVENUE WINNIPE, MB CANADA R3C 3L6
OFFICER	NATHANIEL, HEATHER	99 ADMIRALTY HWY WINNIPEG, MB CANADA R3C 3L6

Appoint Director to be an Officer

* Required field

Position held : SECRETARY/TREASURER

First Name : TANI

Middle Name :

Last Name : ANTHONY

Address : 405 BROADWAY AVENUE

City : WINNIPE

Country : CANADA

Province/State : MANITOBA

Postal Code : R3C 3L6

Add Update Delete Clear Details

Appointing a Director as an Officer

- Click Appoint Director to be an Officer
- Select a director from the list displayed
- Select the Position held (if available in the drop-down)
 - If not available, simply enter the information (i.e. Chief Executive Officer)
 - If an individual holds multiple positions, simply enter the information (i.e. President/Secretary/Treasurer)
- Click on the add button
- Repeat for each new Officer

Service Request No : 121428503
[Previous Page](#) | [Page 2 of 3](#) | [Next Page](#)

Officer Information

Instructions:

Add / Appoint Director as an Officer • Officers must be added individually • Enter required fields Or • Click [Appoint Director] to be an Officer • Select Director & Position Held • Select "Add"	Update • Highlight Officer • Edit details • Select "Update"	Delete • Highlight Officer • Select "Delete"
-----------------------------------------------------------------------------------------------------------------------------------------------------------------------------------------------------------------------------	-----------------------------------------------------------------------------	-----------------------------------------------------------

[Help](#)

Position held	Name	Address
VICE-PRESIDENT	BARROW, HARROLD	30 SHAHI STREET WINNIPEG, MB CANADA R3Y 1Z8
CHAIRMAN	OPRAH, TITHER	87 SHAHI STREET WINNIPEG, MB CANADA R3Y 1Z7
CONTROLLER	WILLIAMS, HEATHER	80 TRAAAL SQUARE ROAD WINNIPEG, MB CANADA R3C 3L6
VICE-PRESIDENT	ANTHONY, TANI	405 BROADWAY AVENUE WINNIPE, MB CANADA R3C 3L6
OFFICER	NATHANIEL, HEATHER	99 ADMIRALTY HWY WINNIPEG, MB CANADA R3C 3L6

[Appoint Director] to be an Officer

* Required field

Position held *

First Name : *

Middle Name :

Last Name : *

Address : *

City : *

Country : *

Province/State : *

Postal Code :

Appoint Director As Officer

Select a Director to appoint as Officer

Name	Address
BARROW, HARROLD	56 ORIFLWATER BRIDGE WAY WINNIPEG, MB CANADA R3Y 1Z8
MORGAN, ROBERT	500 ARIEL CLOSE AHDEGES WINNIPEG, MB CANADA R3Y 1Z8
WILLIAMS, HEATHER	87 ADJACENT WAY TREEE STREET WINNIPEG, MB CANADA R3C 3L6

Select Cancel

Add Update Delete Clear Details

To remove an Officer

- Click on the Officer in the list that has cease
- Click on the Delete button

Service Request No : 121428503
[Previous Page](#) | [Page 2 of 3](#) | [Next Page](#)

Officer Information

Instructions:

Add / Appoint Director as an Officer • Officers must be added individually • Enter required fields Or • Click [Appoint Director] to be an Officer • Select Director & Position Held • Select "Add"	Update • Highlight Officer • Edit details • Select "Update"	Delete • Highlight Officer • Select "Delete"
-----------------------------------------------------------------------------------------------------------------------------------------------------------------------------------------------------------------------------	-----------------------------------------------------------------------------	-----------------------------------------------------------

[Help](#)

Position held	Name	Address
VICE-PRESIDENT	BARROW, HARROLD	30 SHAHI STREET WINNIPEG, MB CANADA R3Y 1Z8
SECRETARY/TREASURER	MORGAN, ROBERT	500 ARIEL CLOSE AHDEGES WINNIPEG, MB CANADA R3Y 1Z8
CHAIRMAN	OPRAH, TITHER	87 SHAHI STREET WINNIPEG, MB CANADA R3Y 1Z7
CONTROLLER	WILLIAMS, HEATHER	80 TRAAAL SQUARE ROAD WINNIPEG, MB CANADA R3C 3L6
VICE-PRESIDENT	ANTHONY, TANI	405 BROADWAY AVENUE WINNIPE, MB CANADA R3C 3L6
OFFICER	NATHANIEL, HEATHER	99 ADMIRALTY HWY WINNIPEG, MB CANADA R3C 3L6

[Appoint Director] to be an Officer

* Required field

Position held *

First Name : *

Middle Name :

Last Name : *

Address : *

City : *

Country : *

Province/State : *

Postal Code :

Appoint Director As Officer

Select a Director to appoint as Officer

CONTROLLER

HEATHER

WILLIAMS

80 TRAAAL SQUARE ROAD

WINNIPEG

CANADA

MANITOBA

R3C 3L6

Add Update **Delete** Clear Details

SHAREHOLDER INFORMATION

Update the page with the names of shareholders holding 10% or more of the issued voting shares. If no shares have been issued, or no shareholder holds 10% or more of the issued voting shares, select **No Shareholders At This Time** check box (top left corner).

If there are shareholders on record, they will display in the list (highlighted in yellow):

Page 1 of 3 [Next Page](#)

Shareholder Information

The list below contains the names of shareholders who hold 10% or more of the issued voting shares. Once the names of all shareholders appear in this list, proceed to the next screen to issue shares.

Role(s)	Name
Shareholder	DOE, JANE

No Shareholders At This Time [Help](#)

Individual Firm

* Required field

Firm Name :

First Name : *

Middle Name :

Last Name : *

Shares are distributed to the public : Yes No

Page 1 of 3 [Next Page](#)

To add a new shareholder

- Select Individual or Firm
- Enter the shareholder's name
- Click on Add (they will appear in the list)
- Repeat for each new shareholder

To remove a Shareholder

- Click on the name of the shareholder to be removed in the list
- Click on the Delete button

To update a Shareholder

- Click on the name of the shareholder to be updated in the list
- Update their name
- Click on Update

Does the corporation distribute shares or securities to the public?

- Select the appropriate box indicating whether the corporation distributes shares to the public.
- click on Next Page

Shares Held Information (page displayed if there were shareholders listed on the previous page)

- Update this page if you:
 - Added a new Shareholder
 - Need to update a shareholder’s number and/or class of shares held
- You must provide the number and class of shares held by each shareholder.
- Do not provide a percentage of shares held (i.e. 50%).
- Fractions (10½) are not acceptable and must be converted to a decimal (10.5).

To add shares to a shareholder

- Select a shareholder in the list
- Click on the Share Class drop down list and select the correct class of shares
- Enter the number of shares held
- Click on Add button
- If the shareholder holds another class of shares repeat until all shares for that shareholder have been entered
- Repeat until all Shareholder information has been entered

To update the shares held by an existing shareholder

- Select a shareholder in the list
- Their share information will display in the list
- Review the Shares held for the shareholder:
 - Update the Share Class and/or number of shares held and click on Update
 - OR
 - Click on Delete to remove the information
- Once all changes have been made to the Shares Held Information screen, click on Next Page

Shares Held Information
 Page 2 of 3

Highlight a shareholder’s name in the list. Information on the shares held by this shareholder will appear below. You may add a different class of shares for this shareholder or highlight the existing class of shares and update or delete the information. [Help](#)

Role(s)	Name
Shareholder	DOE, JANE
Shareholder	DOE, JOHN

Shares held for JOHN DOE

Share Class Name	Number of Shares Held
Share Class : <input type="text" value="Common"/>	Number of Shares Held : <input type="text" value="10"/>

Page 2 of 3

Power of Attorney Information

Note: This screen appears if the corporation has appointed an Attorney for Service.


Only the address information can be updated:

- Select the Power of Attorney in the list
- Update address information (the address must remain in Manitoba) and click on Update button.
- Click on Next Page

Contact the Companies Office if the name of the Power of Attorney has changed.

Nature of Business

- Nature of Business will display. Update, if necessary.
- Click on Next Page



Companies Online Main Menu | Log Off

Service Request No : 308357893

Nature of Business

Previous Page Page 9 of 10 Next Page

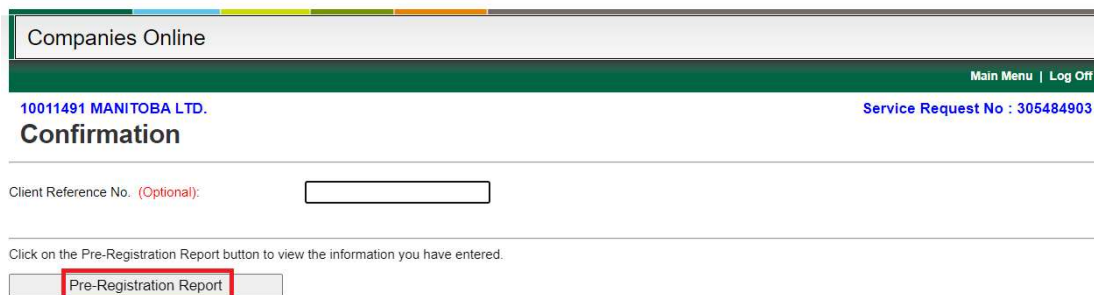
* Required field Please provide a detailed description of the nature of business. A North American Industry Classification System (NAICS) code will be assigned.

Nature of Business : *

Previous Page Page 9 of 10 **Next Page**

Confirmation

- **Client Reference Number:** Leave blank
- **Click on the Pre-Registration Report button**



Companies Online Main Menu | Log Off

10011491 MANITOBA LTD. **Service Request No : 305484903**

Confirmation


Client Reference No. (Optional):

Click on the Pre-Registration Report button to view the information you have entered.

Pre-Registration Report

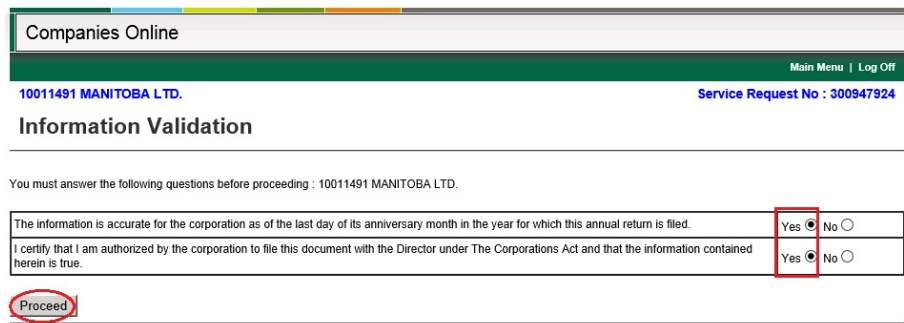
Review the report. If the information is:

- Correct, click on Complete at the top of the report.
- Incorrect, click on Fix Error at the top of the report.



Information Validation

- Read the statements and click on Yes to each statement
- Click on Proceed



Payment

Enter your Visa or Mastercard information and click on Process:

Receipt

Print the receipt, if required.

Click on Continue

Companies Online	
Transaction Approved - Payment Details	
Print this page and keep it as your transaction receipt.	
Credit Card Receipt Companies Office 1010 - 405 Broadway Winnipeg, MB R3C 3L6 Telephone : (204) 945-2500 Email Address : companies@gov.mb.ca	
Cardholder Name :	JANE DOE
Service Request No :	305484903
Description of Goods :	ANNUAL RETURN, Registry Number 222399
Amount :	\$65.00 CAD
Date :	2023-01-18 15:59:46 Eastern
Reference Number :	660150930010012290
Response Code :	a/01
Authorization Code :	KN3459
Approved - Thank you.	
<input type="button" value="Continue"/>	

Service Request Completed

- The Annual Return filing is complete
- Click on View File Summary to generate a report displaying the information entered. Print a copy and retain this in your minute book.

Companies Online		Main Menu Log Off
Service Request Completed. Thank You!		Service Request No : 308357893
Service Request Completed. Thank You!		
Please print this page if you require proof of payment.		
<input type="button" value="View File Summary"/>		
Your account has been charged (Cdn\$) :	65.00	
Service Request Number :	308357893	
Registry Number :	10011401	
Entity Name :	10011401 MANITOBA LTD	
Registrant Type :	BUSINESS CORPORATION	
Registrant Sub Type :	MB SHARE CORPORATION	
Event Type :	ANNUAL RETURN	
Effective Date :	28-NOV-2025	
Client Reference Number (Optional):		

Important Information

Remember the username and password used to file this Service Request. You will need it to file documents online to update this entity in the future.